

How do Students Access and Join BPA Collier Classes Online?

- ALL STUDENTS WILL NEED TO CREATE ACCOUNTS
- Students will need an email address to register
- This is a multi-step process that requires communicating with each teacher and sharing your verification code.



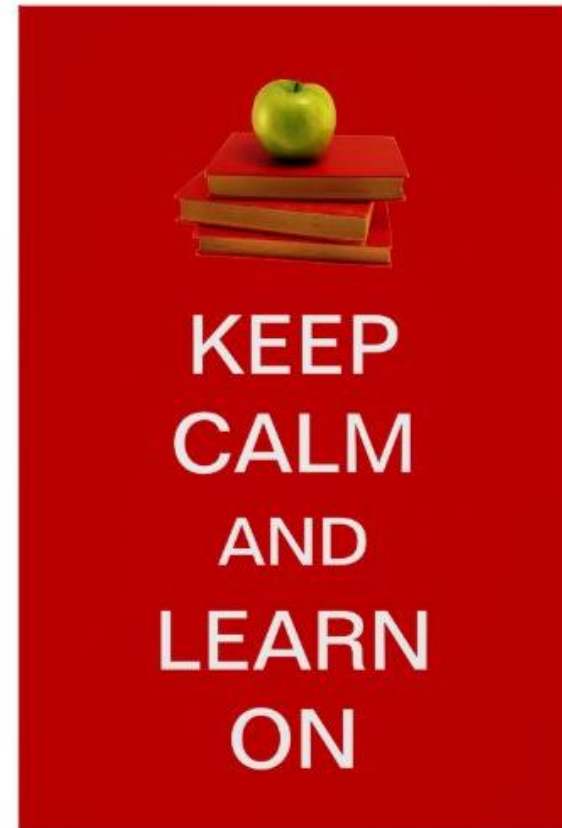
A Word of encouragement

- This is going to be a journey for all of us.
- Stay calm, cool and collected, we have each other's back.
- TECH SUPPORT IS AVAILABLE Through Your Teacher.

Remember!

“In the middle of every difficulty lies opportunity.”

- THIS IS OUR OPPORTUNITY TO GROW AND OVERCOME ADVERSITY, DURING THESE TRYING TIMES.





1. To create a new student, parents must visit the BridgePrep Academy of Collier school website www.bridgeprepcollier.com
2. Click "Create Account" located next to the BridgeBrep "B" logo.

3. Complete the “Create Account” form in full. All information is required, **EXCEPT for student ID #**

- In the “I am” statement, check the box for “STUDENT”
- Enter students’ expected **High School Graduation Year**. Use the Chart to the right to find the year.
- **Leave Student number BLANK** if you don’t know it
- Input your primary email (parents’ email preferably)
- Create a 6 character password, enter it twice.
- Type in letters and numbers from the Captcha Verification Code
- Click Create your Account

Projected Graduation Year
 Based on 2019-2020 School Year
 This information is needed for the Placement Form (Appx. “B”)

Grade Level	Birth Year	Projected Graduation Year
K	2014	2032
<i>Must be 5 yrs old on/before September 1</i>		
1	2013	2031
2	2012	2030
3	2011	2029
4	2010	2028
5	2009	2027
6	2008	2026
7	2007	2025
8	2006	2024
9	2005	2023
10	2004	2022
11	2003	2021
12	2002	2020



4. Log in to your email that you used to register your account.

- There you will find an email to verify your account creation and activate the account.

5. Parent MUST click the **GREEN Activate Account Bar** in the email they receive.

- After activating their account, parents will receive a second email with a verification code

f Collier <DO-NOT-REPLY@educationalnetworks.net>

message is displayed, click here to view it in a web browser.

Collier

message regarding your account creation. Please do not reply to this email.

Because you have applied for an account at <http://www.bridgeprepcollier.com>. If you have not applied for an account

[bridgeprepcollier.com](http://www.bridgeprepcollier.com) will be activated once you click on the link below:

ACTIVATE ACCOUNT

to your account.

r

allow you to click on the link above, please copy and paste the link into your web browser and complete the activation.

[/apps/account/activate.jsp?ac=1584463901535-vperez1@bridgeprepcollier.com](http://apps/account/activate.jsp?ac=1584463901535-vperez1@bridgeprepcollier.com)

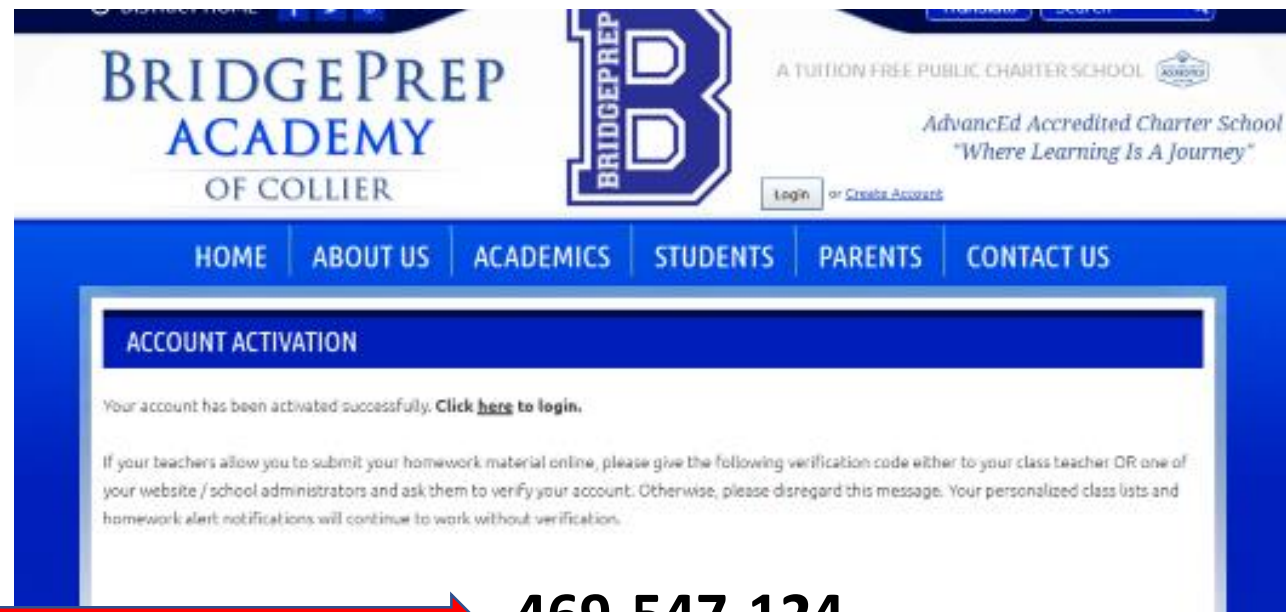
Click
HERE

6. Stay logged in to your email. After activating your account, parents will receive a second email with a 9-digit verification code

-- ### --



7. Parents MUST then send their student's verification code to ALL their teachers via email or a private Class Dojo message, or call the school during normal office hours (8a-4p).



STOP and email your
9-digit verification code to your teachers.

-- ### --

Then go on to the next steps.

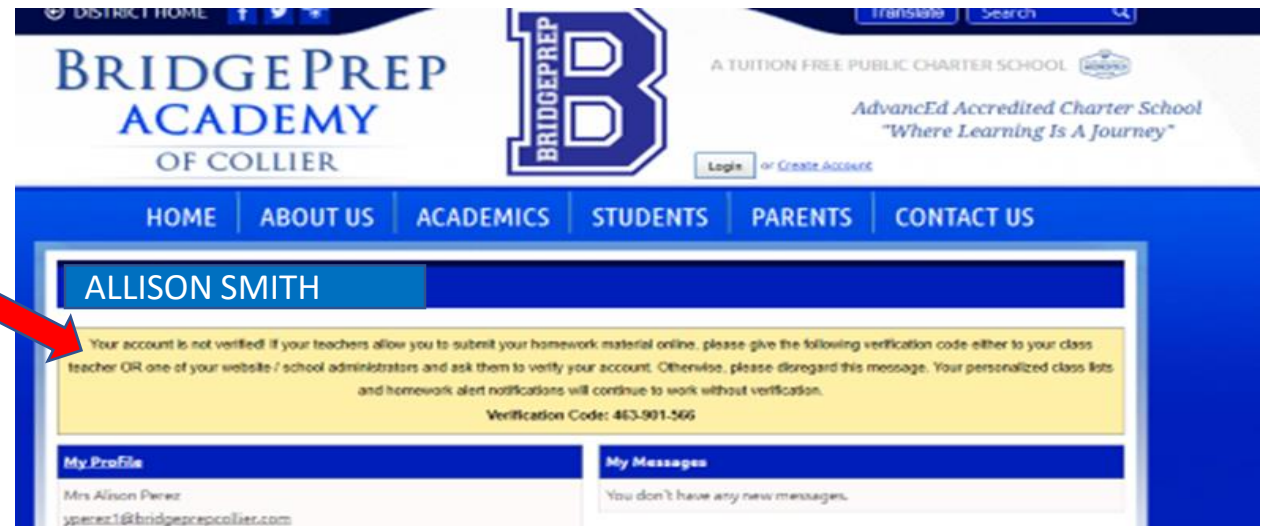


Teacher's Name	Grade/Subject	School Email
Gabrielle Michelangeli	K-A	GMichelangeli@bridgeprepcollier.com
Constance Diane	K-C	cdiane@bridgeprepcollier.com
Donalee Petit Fort	K-B	Dpetit-Fort@bridgeprepcollier.com
Stefanie Cohen-Doyle	1st	scohen-doyle@bridgeprepcollier.com
Migdalia Lopez	1st	mlopez@bridgeprepcollier.com
Corine Farguson	1st/2nd	cfarguson@bridgeprepcollier.com
Susan Wagner	2nd	swagner@bridgeprepcollier.com
Andrea Iglesias	3rd Grade	aiglesias@bridgeprepcollier.com
Chelsea Borders	4th	cborders@bridgeprepcollier.com
Lisa Andreacchio	5-7 ELA	landreacchio@bridgeprepcollier.com
Katherine Durden	5th-6th SS, 7th Civics, P.E. (K)	kdurden@bridgeprepcollier.com
Paul Alba	5th-7th Math	ptajada@bridgeprepcollier.com
Lanette Budz	Science & Intensive Math	lbudz@bridgeprepcollier.com
Maria Altuve Baquerizo	Spanish K-2	mbaquerizo@bridgeprepcollier.com
Dignorah Ledo-Diaz	Spanish 3rd-7th	dledodiaz@bridgeprepcollier.com
Frank Iglesias	Art K-7	figlesias@bridgeprepcollier.com
Alessandro Vallacchi	ELL/Interventions	avallacchi@bridgeprepcollier.com
Jacek Picniadz	PE Teacher	jpieniadz@bridgeprepcollier.com
Lany Herrera	ESE/Intervention	lherrera@bridgeprepcollier.com

8. Return to the school website, www.bridgeprepcollier.com. This time click the **Login** Button.

9. Use your email and the password you created to log in

10. On your home screen, you will see a message in beige, again reminding you to share the 9-digit verification code with all your teachers.



My Profile

Ms. Alison Smith
MommySmith@gmail.com

My Classes

You don't have any classes.

To add a class to this list, go to your class page and click on the "Add to My Classes" link.

My Subscriptions

- [Community Mailer](#)
- [School Newsletter](#)

Please check other [Email Lists](#). If you no longer wish to receive emails from any of the subscribed Email lists, you can [unsubscribe](#).

My Messages


You don't have any new messages.

My Recent Homework Submissions

You don't have any homework submissions.


To submit homework material to one of your classes, find your homework first and click on the "Submit Homework" link.

11. On your profile page go to My Classes. Click the underlined phrase "go to your class page".



12. You will arrive at the CLASSES/HOMEWORK page. Choose from the list of grade levels classes/departments. Click the underlined grade for your child.

**Remember that Music, Art, Spanish and P.E. classes are found in a separate department down below.



CLASSES / HOMEWORK

Change Term:

- [1st Grade](#) (8 classes)
- [2nd Grade](#) (8 classes)
- [3rd Grade](#) (5 classes)
- [4th Grade](#) (6 classes)
- [5th Grade](#) (6 classes)
- [6th Grade](#) (6 classes)
- [7th grade](#) (7 classes)
- [Kindergarten](#) (13 classes)
- [Music, Art, Spanish, PE](#) (7 classes)

[Show all classes »](#)

13. The grade level menu will open.

Click the Class Names you are registered to. These classes should be taught by the same teachers on your report card.

Notice that homework assignments are listed next to each class.

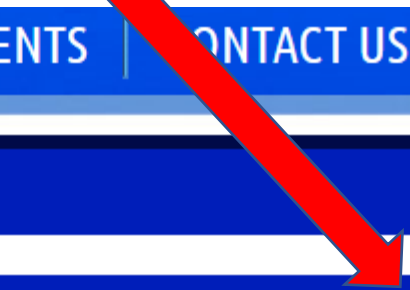
****WARNING** Do not join other “extra” classes that you are not registered to, this will cause confusion for both the student and teacher.



6TH GRADE		
Class Name	Teacher	Homework
6th ELA (RM#114)	Lisa Andreacchio	1 (1 new)
6th Math (Rm#102)	Mr. Paul Alba	0
durden 6th grade world history (101)	Katherine Durden	2 (2 new)

14. The Class Names menu will open to display each subject area course taught by grade level teachers.

The number of current homework assignments pending completion will also be displayed.



HOME	ABOUT US	ACADEMICS	STUDENTS	PARENTS	CONTACT US
3RD GRADE					
Class Name	Teacher	Homework			
Iglesias Reading/Writing (Rm#105)	Andrea Iglesias	6			
Iglesias Math (Rm 105)	Andrea Iglesias	3			
Iglesias Science (Rm 105)	Andrea Iglesias	1			
Iglesias Social Studies (Rm 105)	Andrea Iglesias	2			

15. Click on each Class you want to join, individually. You will have to repeat this step for each subject area.

At the bottom left of the page, click on the ADD TO MY CLASS LIST button to join and have access to homework assignments.



HOME | ABOUT US | ACADEMICS | STUDENTS | PARENTS

CLASSES / HOMEWORK

[Departments](#) » [3rd Grade](#)

Iglesias Science (Section 003)

Location: 105
Teacher: [Andrea Iglesias](#)

Science Instruction in Florida State Standards

[ADD TO MY CLASS LIST](#)

DON'T FORGET

Send your teachers your 9-digit Verification Code. The code was emailed to you and is also displayed on your student profile page upon logging in. This will allow you to submit/upload assignments online. Use Class Dojo, or teacher email to submit.



STOP and email your
9-digit verification code to your teachers.

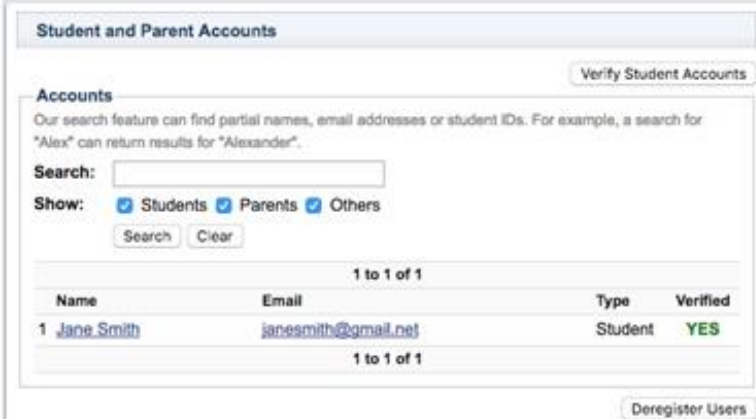
-- ### --



Teacher's Name	Grade/Subject	School Email
Gabrielle Michelangeli	K-A	GMichelangeli@bridgeprepcollier.com
Constance Diane	K-C	cdiane@bridgeprepcollier.com
Donalee Petit Fort	K-B	Dpetit-Fort@bridgeprepcollier.com
Stefanie Cohen-Doyle	1st	scohen-doyle@bridgeprepcollier.com
Migdalia Lopez	1st	mlopez@bridgeprepcollier.com
Corine Farguson	1st/2nd	cfarguson@bridgeprepcollier.com
Susan Wagner	2nd	swagner@bridgeprepcollier.com
Andrea Iglesias	3rd Grade	aiglesias@bridgeprepcollier.com
Chelsea Borders	4th	cborders@bridgeprepcollier.com
Lisa Andreacchio	5-7 ELA	landreacchio@bridgeprepcollier.com
Katherine Durden	5th-6th SS, 7th Civics, P.E. (K)	kdurden@bridgeprepcollier.com
Paul Alba	5th-7th Math	ptajada@bridgeprepcollier.com
Lanette Budz	Science & Intensive Math	lbudz@bridgeprepcollier.com
Maria Altuve Baquerizo	Spanish K-2	mbaquerizo@bridgeprepcollier.com
Dignorah Ledo-Diaz	Spanish 3rd-7th	dledodiaz@bridgeprepcollier.com
Frank Iglesias	Art K-7	figlesias@bridgeprepcollier.com
Alessandro Vallacchi	ELL/Interventions	avallacchi@bridgeprepcollier.com
Jacek Picniadz	PE Teacher	jpieniadz@bridgeprepcollier.com
Lany Herrera	ESE/Intervention	lherrera@bridgeprepcollier.com


Just for Teachers

- Teachers follow these steps to verify students and add them to your class. This step will let students upload/and submit assignments.
 1. The student must then send their verification code to their teachers (via email or Class Dojo, or call during normal office hours (8a-4p) 239-677-4211.
 2. The teacher must then click on **My Students and Parents** from their admin area, and then click on the **Verify Student Accounts** button.
 3. The teacher will then enter the verification code provided by the student.
 4. After reviewing the student's information, click on the **Approve** button to complete the student verification process.



The screenshot shows the 'Student and Parent Accounts' interface. At the top right is a 'Verify Student Accounts' button. Below is the 'Accounts' section with a search feature. The search text is 'Jane Smith'. The 'Show' section has checkboxes for 'Students', 'Parents', and 'Others', all of which are checked. There are 'Search' and 'Clear' buttons. Below the search is a table with columns 'Name', 'Email', 'Type', and 'Verified'. The table contains one row: '1 Jane Smith', 'janesmith@gmail.net', 'Student', and 'YES'. There are '1 to 1 of 1' indicators above and below the table. At the bottom right is a 'Deregister Users' button.

Name	Email	Type	Verified
1 Jane Smith	janesmith@gmail.net	Student	YES



The screenshot shows the 'Student Account Verification' interface. It has a heading 'Enter Verification Code' in red. Below the heading is a paragraph: 'Student account verification is required for security purposes. It ensures that the created account indeed belongs to your students. When your students create an account, they will receive an email with their verification code. Please enter this verification code below to verify their accounts.' At the bottom, there is a 'Verification Code:' label, a text input field containing '383-928-715', and two buttons: 'Continue' and 'Cancel'.



Still having trouble?

**Reach Out to your Teacher Via Class Dojo or Email
(See page 7 and 15 for teacher emails.)**

We are here to help 😊